



### SUMMARY

Full release note summary (text) & historical – [Download here](#)

Previous versions	Date	Download links
6.9v1	28/03/22	<a href="#">Download here</a>

## CONTENTS

1	HQ – allergen/calorific importer .....	2
2	HQ – Cancel all comms jobs feature .....	2
3	POS – table planner editor at pos .....	3
4	graphical product options (App/Web/Self serve) .....	4
5	other features .....	4
6	Full release note summary (text) & historical .....	4

## 1 HQ – ALLERGEN/CALORIFIC IMPORTER

A brand new feature which will allow you to export all of your current products from LollyHQ into excel. You can then search and/or mass edit allergen and calorific contents for your products at your leisure and import back into LollyHQ. The following are supported: Product (Extended) description, Kcal, Kcal in red, allergens & CO2E values/level

📺 **Video Demonstration & setup** – [click here to view](#)

## 2 HQ – CANCEL ALL COMMS JOBS FEATURE

A new setting which will now remove all comms jobs that have not yet been processed by Lolly HQ for a particular till. This is particularly useful for offline tills (events) etc.

The screenshot displays a web application interface for managing communication jobs. At the top, it shows 'Show 5 entries' and a search field. Below this is a table with columns for Date, Time, and Job Description. The table contains five entries, each with a 'Cancel' button to its right. A red arrow points to a 'Clear All Pending' button located below the table. At the bottom of the interface, there are buttons for 'Close Comms Dialog' and 'Refresh Pending/History'.

Date	Time	Job Description	Action
16/12/2011	13:26	Products, Departments & Tax	Cancel
16/12/2011	13:26	Customers	Cancel
16/12/2011	13:26	All other program areas - UI, Settings, Price Shifts, Reasons, Mix & Match & Fixed Menus	Cancel
20/12/2011	11:27	Customers	Cancel
20/12/2011	11:27	Tenders	Cancel

Showing 1 to 5 of 339 entries

First Previous 1 2 3 4 5 ... 68 Next Last

Clear All Pending

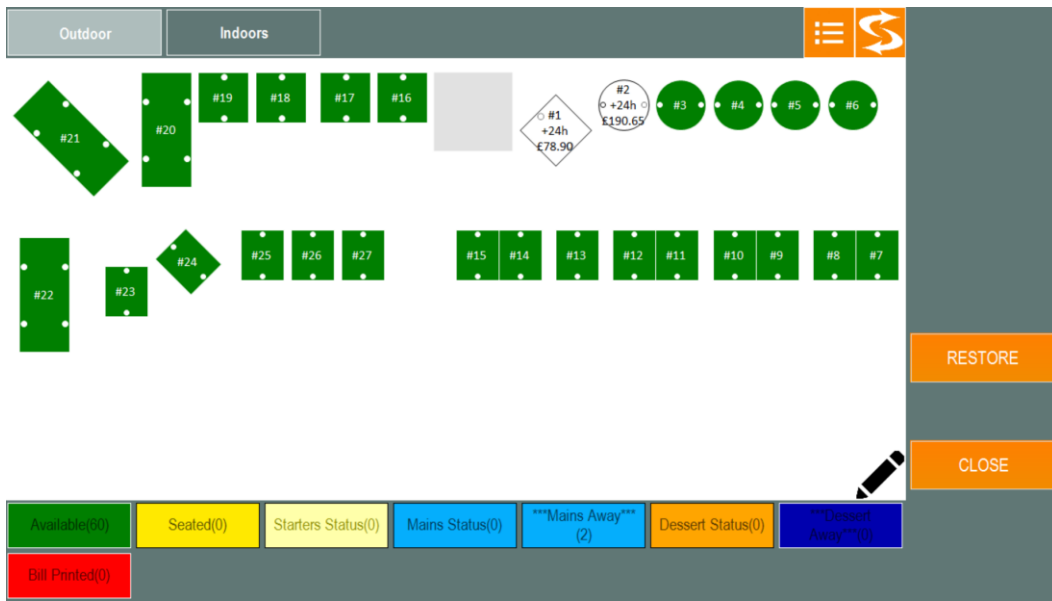
Close Comms Dialog Refresh Pending/History

### ❖ Process

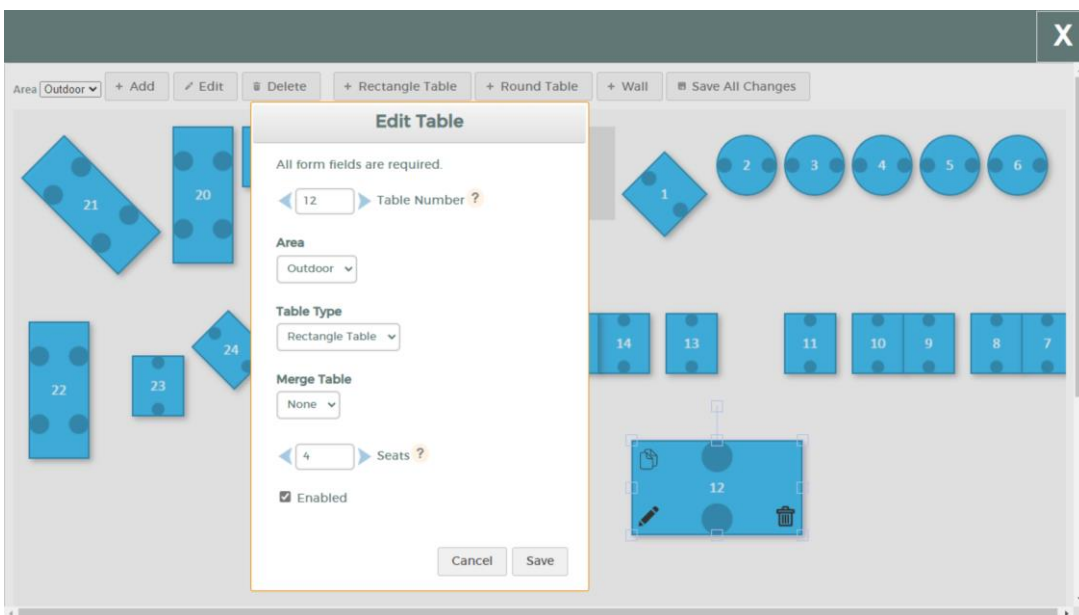
LollyHQ – POS – Communications – Select till – Pending – Clear All Pending

3 POS – TABLE PLANNER EDITOR AT POS

We have enhanced the pre-existing table planner system with a new feature which allows the POS user (If authorised) to edit the current table plan on the POS itself. This is extremely useful for quick setups which may change for that day or for events/parties etc. At the touch of a button the plan can revert back to its default layout again.



✚ If the POS user is authorised, they will see a pencil icon (See above image) which accesses editor mode

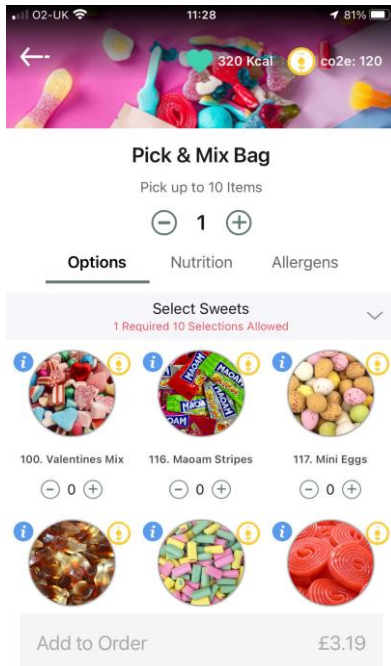


✚ Tables can be added/removed, moved, merged or unmerged, additional seats (covers) and more

📺 **Video Demonstration & setup** – [click here to view](#)

## 4 GRAPHICAL PRODUCT OPTIONS (APP/WEB/SELF SERVE)

Product options (Example pick n mix, upsells, cooking instructions etc) can now have graphical images associated with them, showcasing users an improved visual experience when selecting products (App/Self serve and Web ordering)



Header

Description:

Comment:  Not used on point of sale.

Items Min:  Items Max:  Free Items:

Graphical View (App/Web & Self Serve)

Enable On LollyPOS  Enable On Self Serve/APP/Web  Enable On Move

Show  entries Search:

Order	Description	Type	Default
1	100. Valentines Mix	Sell Item With Qty	No
2	116. Maoam Stripes	Sell Item With Qty	No
3	117. Mini Eggs	Sell Item With Qty	No
4	103. Haribo Cola Bottles	Sell Item With Qty	No
5	118. Haribo Rhubarb & Custard	Sell Item With Qty	No
6	119. Cherry Wheels	Sell Item With Qty	No
7	156. Strawberry Pencils	Sell Item With Qty	No
8	120. Haribo Fried Eggs	Sell Item With Qty	No
9	134. Jelly Snakes	Sell Item With Qty	No

### ❖ Configuration

LollyHQ – Product options – Graphical View (App/Web & Self Serve)

## 5 OTHER FEATURES

### 🚦 Lolly Move

- Tenders are now supported as function buttons. Useful for quick access and less screen navigation
- Voucher redemption support
- Product option defaults supported (as per Lolly Pos previous)
- Order review available as a function button for easier order taking summarising

### 🚦 APP/Web

- > Payment Card logos are now shown on the APP/WEB (Add/edit card pages)

## 6 FULL RELEASE NOTE SUMMARY (TEXT) & HISTORICAL

Full release note summary (text) & historical – [Download here](#)